


**K10 Series Miniature Relay**

- 2 Form C contact arrangement
- AC and DC coils
- Socket, PCB and top flange mounting options

Typical applications  
Industrial controls, medical, motor controls



**Approvals**

UL E22575; CSA L15734  
Technical data of approved types on request

**Contact Data**

Contact arrangement	2 form C (CO), 2 from A (NO), 2 form B (NC), 1 form A (NO) + 1 form B (NC)
Rated voltage	120VAC
Rated current	15A
Contact material	Ag, AgCdO, AgSnInO
Min. recommended contact load	
Ag contacts	100mA, 12VDC
AgCdO and AgSnInO contacts	300mA, 12VDC
Initial contact resistance	100mΩ
Frequency of operation	360 ops./hour
Operate/release time max.	13/10 ms
Bounce time max.	10ms

**Contact ratings**

Type	Load	Operations
<b>UL 508</b>		
Ag	10A, 30VDC	6x10 <sup>3</sup>
	10A, 277VAC	6x10 <sup>3</sup>
AgCdO	15A, 120VAC	100x10 <sup>3</sup>
	10A, 277VAC	100x10 <sup>3</sup>
	15A, 30VDC	100x10 <sup>3</sup>
	15 FLA, 36 LRA, 120VAC	100x10 <sup>3</sup>
	1/3HP, 120VAC	1x10 <sup>3</sup>
AgSnInO	1/2HP, 250VAC	1x10 <sup>3</sup>
	15A, 240VAC	70x10 <sup>3</sup>
Mechanical endurance		10x10 <sup>6</sup> operations

**Coil Data**

Coil voltage range	6 to 110VDC 6 to 240VAC
Coil insulation system according UL	Class B

**Coil versions, DC coil**

Coil code	Rated voltage VDC	Operate voltage VDC	Release voltage VDC	Coil resistance Ω±10%	Rated coil power mW
006	6	4.5	0.6	40	900
012	12	9.0	1.2	160	900
024	24	18.0	2.4	650	900
048	48	36.0	4.8	2600	900
110	110	82.5	11.0	11000	1100

All figures are given for coil without preenergization, at ambient temperature +23°C.

**Coil Data (continued)**

**Coil versions, AC coil**

Coil code	Rated voltage VAC	Operate voltage VAC	Release voltage VAC	Coil resistance Ω±15%	Rated coil power VA
006	6	5.1	0.6	10.5	1.20
012	12	10.2	1.2	43	1.20
024	24	20.4	2.4	160	1.25
048	48	40.8	4.8	668	1.25
120	120	102.0	12.0	3900	1.35
240	240	204.0	24.0	12000	1.50

All figures are given for coil without preenergization, at ambient temperature +23°C, 60Hz.

**Insulation Data**

Initial dielectric strength	
between open contacts	1000Vrms
between contact and coil	1500Vrms
between adjacent contacts	1500Vrms
between coil and frame	1500Vrms
Initial surge withstand voltage	
between adjacent contacts	1000MΩ at 500VDC

**Other Data**

Material compliance: EU RoHS/ELV, China RoHS, REACH, Halogen content refer to the Product Compliance Support Center at [www.te.com/customer-support/rohssupportcenter](http://www.te.com/customer-support/rohssupportcenter)

Ambient temperature	-45°C to 70°C
Category of environmental protection	IEC 61810
	RT0 - open relay RTI - dust protected
Terminal type	quick connect (QC) .187 PCB .120" and .160" long
Weight	51g
Packaging/unit	box/250 pcs., tray/50 pcs.

**Accessories**

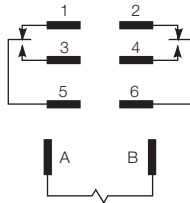
For details see datasheet                      Sockets and Accessories, K10 Relays

Product Code	Description
27E895	DIN socket
27E487	Track mount socket
20C426	Clip for 27E895 and 27E487
27E488	Chassis/solder socket
27E489	PCB socket
20C217	Clip for 27E488 and 27E489

**K10 Series Miniature Relay (Continued)**

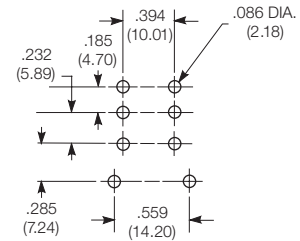
**Terminal assignment**

- 2 Form C
- 2 Form A (delete 1 and 2)
- 2 Form B (delete 3 and 4)



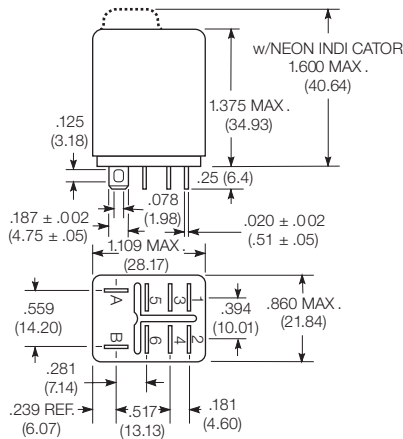
**PCB layout**

Bottom view on solder pins

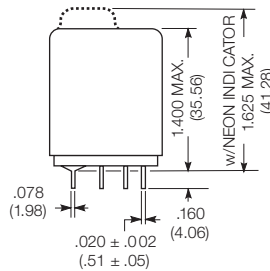


**Dimensions**

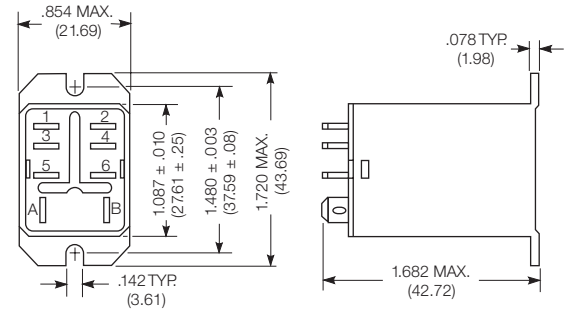
Mounting code 1  
Socket mount



Mounting code 5  
Printed circuit terminals



Mounting code T  
Flange mount



**Product code structure**

Typical product code **K10 P -11 D 1 5 -6**

<b>Type</b>	K10 15A Miniature Relay, K10 Series					
<b>Cover</b>	P Polycarbonate (smoke color) L Neon or LED, polycarbonate dust cover (smoke color) Option without cover (open style) on request					
<b>Contact arrangement</b>	7 2 form A (NO)		8 2 form B (NC)		50 1 form A and 1 form B (NO and NC)	
<b>Coil input</b>	A 50/60Hz AC		D DC			
<b>Mounting &amp; termination</b>	1 Socket mount; .187" (4.75mm) quick connect/solder terminals 5 Printed circuit terminals; .160" (4.1mm) length. T Mounting bracket on end of cover; .187" (4.75mm) quick connect/solder terminals Options with mounting plates on narrow side or on end cover and shorter (.120" (3.05mm)) PCB terminals on request					
<b>Contact type</b>	1 Ag (10A)		5 AgCdO (15A)		P AgSnIn (15A)	
<b>Coil voltage</b>	Coil code: please refer to coil versions table					

**K10 Series Miniature Relay** (Continued)

Product Code	Arrangement	Cont. material	Coil	Coil	Terminals	Mounting	Part number	
K10P-11A15-6	2 form C, 2 CO	AgCdO	AC coil	6VAC	Quick connect (QC)	Socket	4-1393144-4	
K10P-11A15-12				12VAC			3-1393144-9	
K10P-11A15-24				24VAC			4-1393144-1	
K10P-11AT5-24							Bracket	3-1393144-5
K10P-11A15-120				120VAC			Socket	4-1393144-0
K10P-11AT5-120							Bracket	3-1393144-3
K10P-11D15-6			DC coil		6VDC		Socket	6-1393144-0
K10P-11D15-12				12VDC	5-1393144-5			
K10P-11DT5-12					Bracket		5-1393144-0	
K10P-11D15-24				24VDC	Socket		5-1393144-7	
K10P-11DT5-24					Bracket		5-1393144-1	
K10P-11D15-48				48VDC	Socket		5-1393144-9	
K10P-11D15-110				110VDC			5-1393144-4	
K10P-11D55-12				12VDC	PCB		PCB	6-1393144-6
K10P-11D55-24	24VDC	6-1393144-8						
K10P-11D55-110	110VDC	6-1393144-5						